

SELECTIVE BINDING TO POLYMERS VIA COVALENT BONDS. THE CONSTRUCTION  
OF CHIRAL CAVITIES AS SPECIFIC RECEPTOR SITES

Günter Wulff

Institut für Organische Chemie II, Universität Düsseldorf,  
Universitätsstr. 1, 4000 Düsseldorf, Bundesrepublik Deutschland

Abstract - Separations of substances on polymers by fast and reversible covalent interactions are discussed. For this type of chemoselective affinity chromatography suitable new binding groups were developed for diols, monoalcohols and amines. The selectivity of the separations can be improved by cooperative binding of substrates via two or more binding groups. Polymers with binding groups located in a definite spatial proximity and cooperativity in cavities of specific shape show high selectivity e.g. for the resolution of racemates. These cavities can be looked at as models for natural receptor sites.

INTRODUCTION

Selective binding of substances to polymeric sorbents can be based on different types of interactions. Most frequently non-covalent interactions are used for separations of substances e.g. in chromatography. In this case Van-der-Waals forces, hydrophobic interactions, hydrogen bonding, dipol-dipol-interactions, charge-transfer interactions and Coulomb interactions can play an important role (Ref. 3,4,5). Usually the selectivity in these separations is limited.

Extremely high selectivity is obtained in bioselective affinity chromatography (Ref. 6). These separations can be based e.g. on antigen — antibody reactions, enzyme — substrate (or inhibitor) binding, or hormone — hormone receptor binding. In practice one of the two components of these systems is immobilized by covalent coupling to a solid support. Subsequent separation is based on the ability of these ligands to bind selectively to the other component of this system. The type of interaction between ligand and substance is mostly of a rather complex nature, in which a highly cooperative combination of the above-mentioned noncovalent interactions being worked. In addition an exact steric fit of the two complementary compounds aids selectivity.

The kind of interaction in the so-called covalent affinity chromatography is more clearly defined. In this case the adsorbent of the column reacts chemically with the substance which is to be separated and is covalently bound to the polymer. After elution of all unbound components the compound is released from the polymer by splitting the covalent bond. This method has been used, for example, for the isolation of acetylcholinesterase by means of immobilized organophosphates forming phosphate ester bonds which can

afterwards be cleaved by potent nucleophiles (Ref. 7). Other examples are the thiol-disulfide interchange (Ref. 8), the formation of thiolester linkages (Ref. 9), the binding of tryptophan-containing peptides to sulfonyl-chloride-containing polymers (Ref. 10), and methionine-containing peptides to polymeric chloroacetamide (Ref. 11). It is also possible to use resins containing nucleophilic reactive ends in the purification of some plant extracts by selective removal of some undesirable components (Ref. 12) or to use resins containing semicarbazide moieties to trap aldehydic side products of reactions (Ref. 13).

In all these cases the separation is achieved by forming a covalent bond. This process is not reversible under the conditions used. It is necessary to cleave these covalent bonds in a second stage, in order to release the substances from the polymer. In contrast it was our aim to investigate reversible covalent interactions formed in a fast equilibrium and use these interactions for effective separation of substances.

#### SELECTIVE BINDING OF SUBSTANCES TO POLYMERS VIA ONE COVALENT BOND

##### 1. Covalent binding giving stable compounds

Covalent binding of substances to polymers usually leads to stable compounds. Apart from the above-mentioned covalent affinity chromatography, covalent binding to polymers is utilized in the case of polymeric reagents, anchoring agents, and polymeric protecting groups. Polymeric reagents (Ref. 14) usually contain an activated functional moiety covalently bound to the polymer that can be transferred to a low molecular weight reactant. Anchoring agents (Ref. 15) are used by covalently attaching a bifunctional compound to this agent and then performing a number of synthetic steps e.g. lengthening a peptide's chain. Eventually the final product is released from the polymer (Ref. 16). Closely related to this is the use of suitable polymers as protecting groups (Ref. 17,18). In this case after covalent attachment of the compound usually only one reaction step is performed.

##### 2. Reversible binding to polymers in a fast equilibrium reaction

a. General remarks. Chromatographic separations of substances on polymers by fast and reversible covalent interactions may be regarded as particularly promising. With this method functional-group-specific separations of high selectivity are possible. Principally it should be possible to find a suitable binding group on polymers for each type of functional group. They should show selective and reversible binding only for substances containing this function. This type of chromatography therefore is chemoselective affinity chromatography.

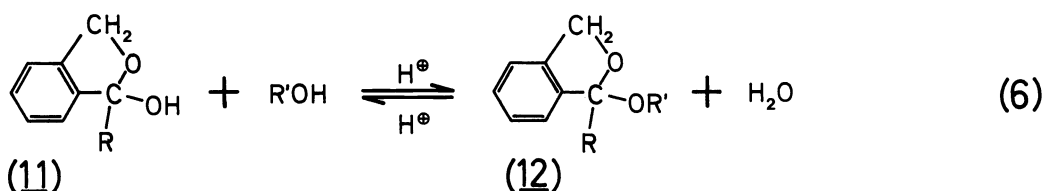
The main problem with covalent binding reactions is the usually high activation energy of this type of binding. Fast equilibria, necessary for chromatography, are difficult to obtain. There are only a few examples in literature of this type of separation. In some cases it was possible to increase the kinetics considerably by suitable neighbouring groups near to the binding site (Ref.2).





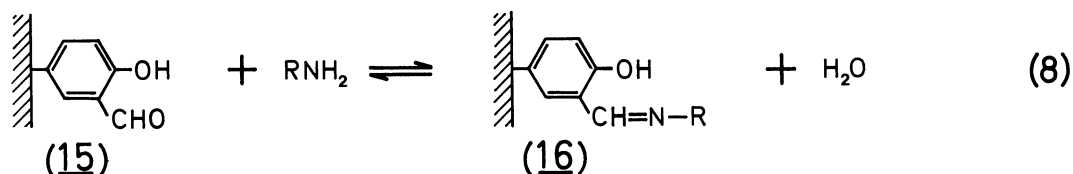
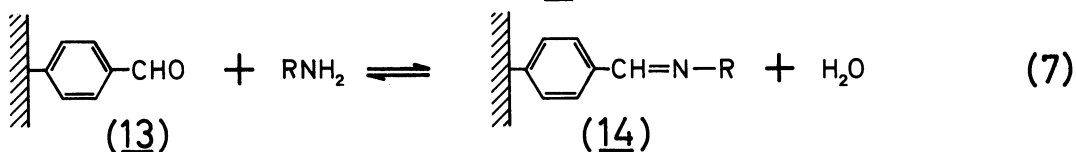
by copolymerization of esters of the newly synthesized 1,3-dihydro-1-hydroxy-6-methacryloylamino-(2,1)-benzoxaborol (Ref.30). The boronophthalide system binds fast and reversibly monoalcohols (Ref.2,30). In this case without a neighbouring group participation, a quick esterification as well as a hydrolysis took place. This binding is now studied with the polymer (9) (Equ. (5)).

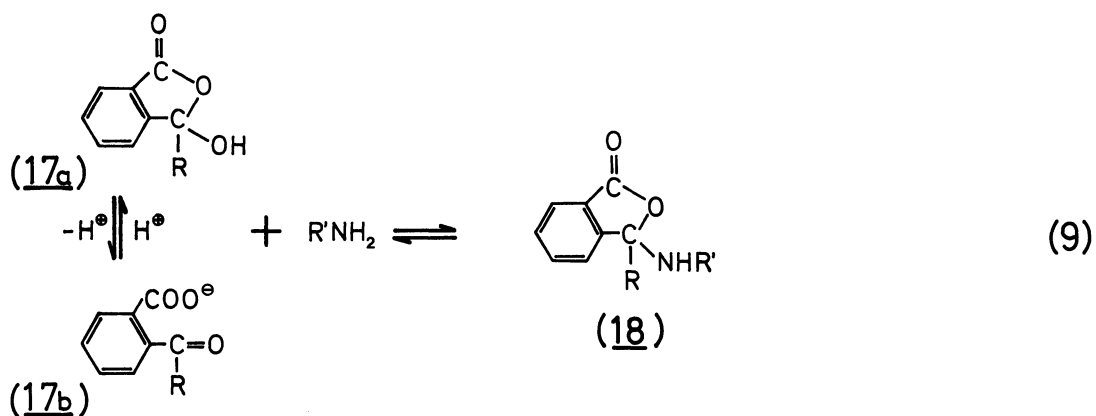
Another possibility for binding monoalcohols would be the formation of acetals with polymeric aldehydes. These investigations were first performed with low molecular weight model substances. It was found, that the formation and the hydrolysis of acetals is only fast enough under proton catalysis. With simple aldehydes, such as benzaldehyde or salicylaldehyde, only a small amount of acetal is formed under equilibrium conditions. Substances with the 1,3-dihydro-1-hydroxy-isobenzofurane moiety proved to be more favourable (Ref.31). This type of substance has been investigated before for other purposes (Ref. 32,33). The attainment of equilibrium according to (Equ.(6)) was very quick. With equimolar amounts of starting components ((11) and R'OH, or (12) and H<sub>2</sub>O) 77% of (12) was obtained under equilibrium conditions (in CDCl<sub>3</sub>/DMSO-d<sub>6</sub> 10:1, R=H, R'=CH<sub>3</sub>). Therefore polymers containing 11 should show favourable binding behaviour for monoalcohols.



e. Binding groups for amines. Aldehydes or ketons may also be suitable binding groups for primary amines. In this case formation of the azomethine bond would be the binding reaction. Investigations with polymeric benzaldehyde (13) or salicylaldehyde (15) as well as investigations with low molecular weight model substances show (Ref.34), that the positions of the equilibrium of (Equ.(7)) and (8) are favourable but that the kinetics are too slow even with proton catalysis.

In order to accelerate the kinetics of both azomethine formation and hydrolysis a number of aldehydes and ketones with suitable neighbouring groups have been investigated (Ref.31). Promising properties in this respect showed derivatives of the 3-hydroxy-phthalide (17) whose reactivity towards alcohols,

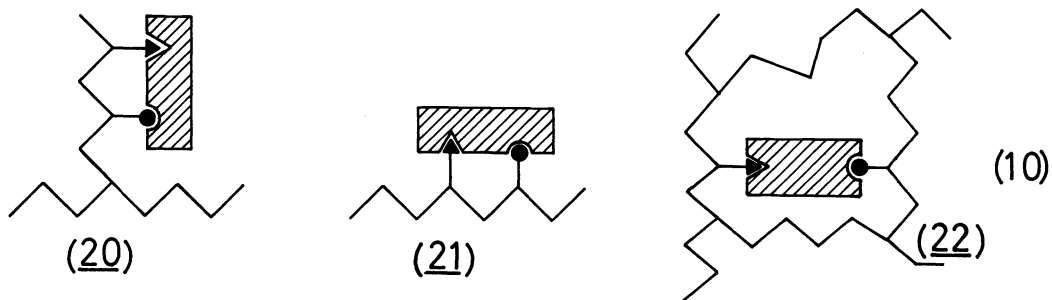




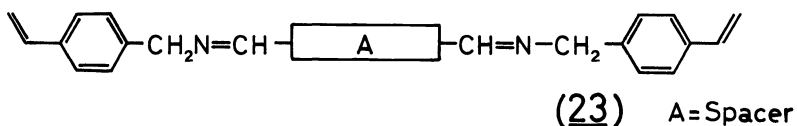
thiols, amines and amides has been investigated before (Ref.35). (17) mainly exists in the cyclic form (17a), but arranges itself to the open chain compound (17b) in presence of bases. The equilibrium (Equ.(9)) can be reached very quickly from both sides. In  $\text{CD}_3\text{CN}/\text{H}_2\text{O}$  10:1 an equilibrium with 48% (18) ( $\text{R}=\text{H}$ ;  $\text{R}'=\text{Cyclohexyl}$ ) is formed with equimolar concentration of starting compounds (Ref.31). This type of substance therefore is a good candidate as a binding group for primary amines.

#### SELECTIVE BINDING VIA TWO BINDING GROUPS

Increased binding selectivity of polymers can be obtained by cooperative binding of substrates via two or more binding groups. In the case of two different binding groups such arrangements can be obtained principally in three different ways (see (10)). One possibility is to graft side chains with neighbouring binding groups onto a polymer (20), another to polymerize monomers already containing two binding groups within a definite distance from each other (21) (so-called continue word arrangement (Ref.36)). Another procedure yields binding groups located at different points of the polymer chain (22), and fixed in a definite proximity by crosslinking (Ref. 37,38). In biochemistry this type of arrangement has been called discontinue word by Schwyzer (Ref.36). With synthetic polymers this can be achieved by a special type of template polymerization, which will be discussed later in greater detail.



Thus in analogy to (22) two amino groups can be introduced respectively into a polymer at a defined distance by polymerizing bis(azomethines) (23) (Ref.39). It is also possible to obtain crosslinked polymers with two mercapto groups at a definite distance (Ref.40,41).



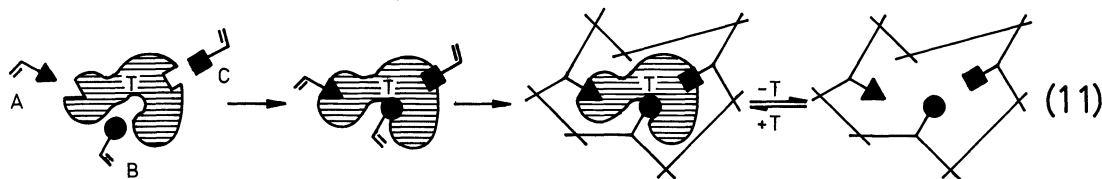
#### SELECTIVE BINDING INCLUDING STERIC EFFECTS

##### 1. Examples of steric effects

Apart from the cooperativity of several binding groups the selectivity can be increased by additional steric effects. In particular separations using polymers containing cavities or pores of a distinct size or shape can lead to higher selectivity. In some cases separations result nearly exclusively from steric effects as in the case of size-exclusion gel filtration chromatography (Ref.42), osmosis and reverse osmosis (Ref.43), or separations by means of inclusion in crystal lattices (e.g. clathrates) (Ref.44). The steric fit also plays an important role in the selective embedding in cavities of cyclodextrins (Ref.45) or crown ethers and related compounds (Ref.46).

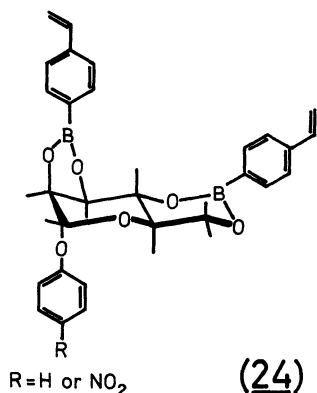
##### 2. Binding in chiral cavities prepared by template polymerization

Polymers with binding groups located in a definite spatial proximity and cooperativity in cavities of specific shape should show high selectivity in binding. This arrangement is similar to those of natural receptor sites. To prepare such binding sites we used a new approach (Ref.37,38,47,48,49). The binding groups, which were to be introduced, were bound in the form of polymerizable vinyl derivatives to suitable template molecules (Equ.(11)).

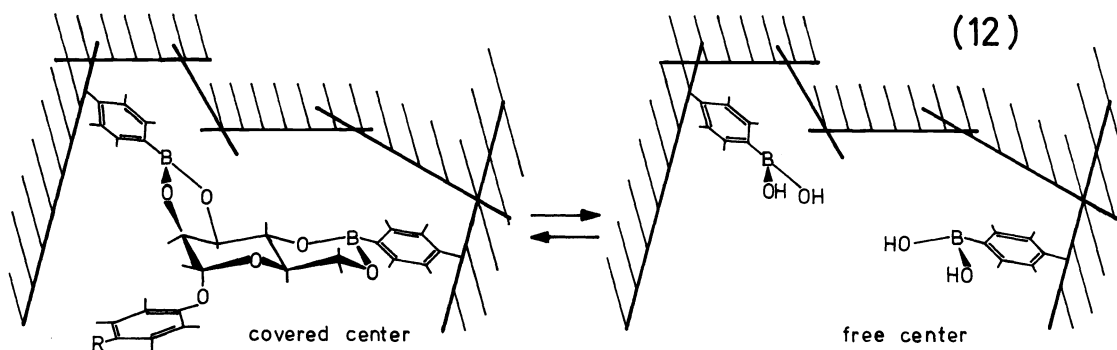


This monomer was then copolymerized under such conditions that highly cross-linked polymers with chains in a fixed arrangement were formed. After removal of the template, free cavities resulted with a shape and an arrangement of functional groups which correspond to those of the template. The functional groups on this polymer are located at quite different points of the polymer chain, they are held in spatial relationship by the crosslinking of the polymer.

For the optimization of this procedure we have chosen the monomer (24) (Ref.50,51,52). The template is a phenyl- $\alpha$ -D-mannopyranoside to which two 4-vinylbenzeneboronic acids are bound by two diester linkages. The boronic



acid groups act as the binding groups. Since a chiral template was chosen, the accuracy of the steric arrangement in the cavity could be tested by the ability of the polymer to resolve the racemate of the template after cleavage of the original template. The monomer then was copolymerized with radical initiation in the presence of an inert solvent with a high amount of a bifunctional crosslinking agent. Under these conditions macroporous polymers were obtained which possess a permanent pore structure and a high inner surface area. Consequently a good

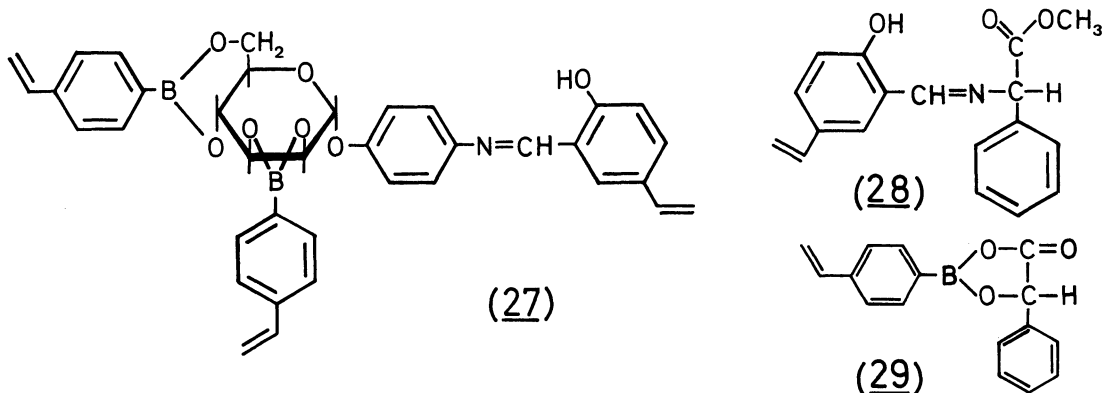


accessibility and a low swelling ability and therefore a limited mobility of the polymer chains can be expected.

From this type of polymer the templates could be split off at a degree of 40-80% with water or alcohol (see (12)). If this polymer is treated with the racemate of the template in a batch procedure under equilibrium conditions, preferably the enantiomer is taken which has been used for the preparation of the polymer. If the specificity is expressed by the separation factor  $\alpha$ , which is the ratio of the distribution coefficients between solution and polymer of L and D-form, values in this and similar cases ranging from 1,20 to 3,64 were obtained depending on the equilibration condition and the polymer structure (Ref.50,52). The highest  $\alpha$ -value obtained so far was 3,64. In this case in the simple batch procedure an enrichment of the L-form in the filtrate of 12,8% and of the D-form at the polymer of 40,4% was observed (Ref.52). Polymers of somewhat less specificity have been used as chromatographic sorbents for the chromatographic resolution of racemates (Ref.24). 80% of the first eluting peak could be obtained in optically pure form in a separation of the template racemate.

Other monomers with different templates have also been used in the same procedure such as (27) (Ref.53), or (28) (Ref.54), or (29) (Ref.34)





Acknowledgement - This research was supported by the Minister für Wissenschaft und Forschung von Nordrhein-Westfalen, Deutsche Forschungsgesellschaft, and Fonds der Chemischen Industrie.

#### REFERENCES

1. On the Chemistry of Binding Sites, Part III, for Part II see Ref. 2
2. G. Wulff, W. Dederichs, R. Grotstollen and C. Jupe in: T.C.J. Gribnau, J. Visser, R.J.F. Nivard (Eds.), Affinity Chromatography and Related Techniques, Elsevier, Amsterdam, 1982, p. 207
3. see e.g. L.R. Snyder, Principles of Adsorption Chromatography, Arnold, London (1966).
4. E. Frieden, J. Chem. Ed. **52**, 754 (1975).
5. K. Morokuma, Acc. Chem. Res. **10**, 294 (1977).
6. W.H. Scouten, Affinity Chromatography, Wiley, New York (1981).  
J. Turková, Affinity Chromatography, Elsevier, Amsterdam (1978).  
C.R. Lowe and P.D.G. Dean, Affinity Chromatography, Wiley, London (1974).
7. Y. Ashani and J.B. Wilson, Biochim. Biophys. Acta, **276**, 317 (1972).
8. K. Brocklehurst, J. Carlsson, M.P.J. Kiersten and E.M. Crook, Methods Enzymol. **34**, 531 (1974).
9. P.M. Blumberg and J.L. Strominger, Methods Enzymol. **34**, 401 (1974).
10. M. Rubinstein, Y. Shechter and A. Patchornik, Biochem. Biophys. Res. Commun. **70**, 1257 (1976).
11. Y. Shechter, M. Rubinstein and A. Patchornik, Biochem. **16**, 1424 (1977).
12. J.M.J. Freché, Pure Appl. Chem. this issue
13. M. Rubinstein, B. Amit and A. Patchornik, Tetrahedr. Lett. **1975**, 1445
14. see e.g. M.A. Kraus and A. Patchornik, J. Polym. Sci. Makromol. Rev. **15**, 55 (1980).
15. see e.g. G.R. Stark (Ed.), Biochemical Aspects of Reactions on Solid Supports, Academic Press, New York (1971).
16. R.B. Merrifield, J. Am. Chem. Soc. **85**, 2149 (1963).
17. J.M.J. Freché, Tetrahedron, **37**, 663 (1981).
18. P. Hodge, Chem. Ind. (Lond.), **1979**, 624.
19. see e.g. V.A. Davankov, S.V. Rogozhin and A.V. Semechkin, J. Chromatogr. **91**, 493 (1974), V.A. Davankov, Pure Appl. Chem., this issue
20. V.V. Kabanov, Pure Appl. Chem., this issue
21. R. Muzzarelli, Pure Appl. Chem., this issue
22. F. Vernon, Pure Appl. Chem., this issue

23. H. Weith, J. Wiebers and P. Gilham, Biochem. 9, 4396 (1970).
24. G. Wulff and W. Vesper, J. Chromatogr. 167, 171 (1978).
25. Amicon Corp., Boronate Ligands in Biochemical Separations, Amicon Corporation, Danvers (1981).
26. H. Carlsohn and M. Hartmann, Acta Polym. 30, 420 (1979).
27. G. Wulff and R. Grotstollen, unpublished results
28. A.M. Yurkevich, I.I. Kolodkina, E.A. Ivanova and E.I. Pichuzhkina, Carbohydr. Res. 43, 215 (1975).
29. T. Burgemeister, R. Grobe-Einsler, R. Grotstollen, A. Mannschreck and G. Wulff, Chem. Ber. 114, 3403 (1981).
30. G. Wulff and W. Dederichs, unpublished results
31. G. Wulff and G. Wolf, unpublished results
32. A. Rieche and M. Schulz, Liebigs Ann. Chem. 653, 32 (1962).
33. L.H. Dao, A.C. Hopkinson and E. Lee-Ruff, Can. J. Chem. 55, 3791 (1977).
34. G. Wulff, A. Akelah and W. Best, Makromol. Chem., in press
35. D.D. Wheeler, D.C. Young and D.S. Erley, J. Org. Chem., 22, 547 (1957).
36. R. Schwyzer, Proc. Fourth Int. Congr. on Pharmacology, 5, 196 (1970).
37. G. Wulff and A. Sarhan, Angew. Chem. 84, 464 (1972); Angew. Chem. Int. Ed. Engl. 11, 341 (1972).
38. G. Wulff, A. Sarhan and K. Zabrocki, Tetrahedron Lett. 1973, 4329
39. G. Wulff, M. Lauer and B. Disse, Chem. Ber. 112, 2854 (1979).
40. G. Wulff and I. Schulze, Angew. Chem., 90, 568 (1978); Angew. Chem. Int. Ed. Engl., 17, 537 (1978).
41. G. Wulff and I. Schulze, Isr. J. Chem., 17, 291 (1978).
42. see e.g. W.W. Yan, J.J. Kirkland and O.D. Bly, Modern Size-Exclusion Gel Filtration Chromatography, Wiley, New York (1979).
43. see e.g. S.-T. Hwang and K. Kammermeyer, Membranes in Separations, Techniques of Chemistry (Ed. A. Weissberger), Vol. VII, Wiley, New York (1975).
44. see e.g. F. Cramer, Rev. Pure Appl. Chem., 5, 143 (1955).
45. see e.g. M.L. Bender and M. Komiyama, Cyclodextrin Chemistry, Springer, Berlin (1978).
46. see e.g. F. Vögtle (Ed.), Host Guest Complex Chemistry, Vol. I and II, Springer, Berlin (1981, 1982).  
E. Blasius, Pure Appl. Chem., this issue  
J. Smid, Pure Appl. Chem., this issue
47. G. Wulff and A. Sarhan in: B.S. Green, Y. Ashani and D. Chipman, Chemical Approaches to Understanding Enzyme Catalysis: Biomimetic Chemistry and Transition-State Analogs. Elsevier, 1982, p. 106
48. G. Wulff in: 25 Jahre Fonds der Chemischen Industrie; Verband der Chemischen Industrie, 1975, p. 135
49. G. Wulff, Nachr. Chem. Techn. Lab., 25, 239 (1977).
50. G. Wulff, W. Vesper, R. Grobe-Einsler, A. Sarhan, Makromol. Chem., 178, 2799 (1977).
51. G. Wulff, R. Grobe-Einsler, W. Vesper and A. Sarhan, Makromol. Chem., 178, 2817 (1977).
52. G. Wulff, J. Vietmeier and G. Poll, unpublished results
53. G. Wulff and D. Oberkobusch, unpublished results
54. A. Sarhan, unpublished results