

Fluorine combustion calorimetry: progress in recent years and possibilities of further development

Vladimir Ya. Leonidov¹ and P.A.G. O'Hare²

¹Institute for High Temperatures of the USSR Academy of Sciences, Izhorskaya St. 13/19, SU 127412 Moscow, USSR

²National Institute of Standards and Technology, Gaithersburg, Maryland 20899, U.S.A.

Abstract - The present state of fluorine bomb calorimetry is discussed. A survey and analysis of the results obtained by this method in the past decade are given. Combustion of some substances in fluorine (e.g. dense modifications of BN) is a very difficult task. Questions dealing with the determination of the $\Delta_f H^\circ$ values of dense modifications of boron nitride are considered. On the basis of the thermochemical data for these compounds a more precise pressure/temperature phase diagram of BN was obtained. Apparatus and procedures permitting measurements of the enthalpies of fluorination reactions with XeF_2 (cr) have been developed. This is a new approach to fluorine bomb calorimetry.

The problem of the selection of test substances for fluorine combustion calorimetry is discussed. Germanium and boron appear to be the best new candidates for such substances. Ways to further develop fluorine combustion calorimetry are considered. This method is useful especially for determination of the $\Delta_f H^\circ$ -values of lower fluorides and some refractory compounds having variable compositions (mainly borides, silicides, chalcogenides, and so on).

INTRODUCTION

Fluorine bomb calorimetry (FBC) occupies a special place among modern thermochemical methods. This is so not only because it opens a new, independent way of determining enthalpies of formation of various compounds. A much more essential implication is that, owing to the exceptionally high reactivity of fluorine, this method permits the inclusion in the sphere of research compounds that could not formerly be studied by any of the conventional methods. Today, we have at our disposal extensive experimental data on calorimetric studies of fluorination reactions wherein elemental fluorine is mainly used as the oxidant. The first reviews in this area (ref. 1,2) were published about 13 years ago. The present work deals with the progress in fluorine bomb calorimetry since the publication of those reviews. A survey and analysis of the results obtained by the FBC-method beginning with 1978-1979 are given. Details of the determination of the $\Delta_f H^\circ$ -values for dense modifications of boron nitride are discussed as an example of the solution of difficult problems as a result of the development of FBC-experimental techniques.

The search for new effective fluorinating agents for calorimetry is an urgent task. Leonidov et al. (ref. 3-5) have described a technique where fluorination is achieved by using crystalline xenon difluoride as oxidant.

The need for test substances for FBC was discussed in ref. 1. At the present time, new recommendations can be made for such substances. The direction of further development of FBC and new materials that could be studied by this method are considered.

The laboratory abbreviations used in this work are as follows:
 ANL- Argonne National Laboratory, Argonne, Illinois, U.S.A. ;
 IHT- Institute for High Temperatures, Academy of Sciences of the USSR, Moscow, USSR ;
 IGIC-N.S.Kurnakov Institute of General and Inorganic Chemistry, Academy of Sciences of the USSR, Moscow, USSR ;
 KU -Kyoto University, Kyoto, Japan ;
 LF -Laboratorium für Festkörperphysik ETH, Zürich, Switzerland ;
 NERF-Netherlands Energy Research Foundation ECN, Petten, Netherlands.

SURVEY OF RESULTS OBTAINED BY THE FLUORINE BOMB CALORIMETRIC METHOD IN RECENT YEARS

Values for enthalpies of formation that have been determined by combustions in fluorine in the past decade have been listed in Tables 1 and 2. Listed in Table 1 are values that have been determined by combustion of some elements in fluorine. Listed in Table 2 are other values determined by the FBC method. Apart from the data and references included in Table 2, there is further work (ref. 43) devoted to the determination of enthalpies of formation of UF_3 (cr) and UF_4 (cr) by the FBC method; however measured values are not given in the text.

TABLE 1. Enthalpies of formation at 298.15 K of binary fluorides determined in the past decade by direct combination of the elements

Element reacted	Fluoride formed	$\Delta_f H^\circ$, kJ/mol	Laboratory (Note a), reference
La(cr)	LaF ₃ (cr)	-1699.5±2.0	ANL (ref. 6)
Pr(cr)	PrF ₃ (cr)	-1689.1±2.6	ANL (ref. 6)
Nd(cr)	NdF ₃ (cr)	-1660.6±4.9	KU (ref. 7)
Sm(cr)	SmF ₃ (cr)	-1679.4±1.9	ANL (ref. 6)
Gd(cr)	GdF ₃ (cr)	-1669.0±4.6	KU (ref. 8)
		-1699 ± 7	KU (ref. 9)
Dy(cr)	DyF ₃ (cr)	-1699.3±2.3	ANL (ref. 6)
		-1678 ± 8	KU (ref. 10)
		-1692.0±1.9	ANL (ref. 6)
Ho(cr)	HoF ₃ (cr)	-1698 ± 6	KU (ref. 11)
		-1697.8±2.3	ANL (ref. 6)
Er(cr)	ErF ₃ (cr)	-1669 ± 6	KU (ref. 12)
		-1693,6±1.9	ANL (ref. 6)
Tm(cr)	TmF ₃ (cr)	-1656 ± 7	KU (ref. 13)
Yb(cr)	YbF ₃ (cr)	-1570 ± 7	KU (ref. 9)
U(cr)	UF ₆ (cr)	-2197.7±1.8	ANL (ref. 14)
Si(cr)	SiF ₄ (g)	-1615.8±0.5	ANL (ref. 15)
Sb(cr)	SbF ₅ (l)	-1328.0±0.9	ANL (ref. 16)
S (cr)	SF ₆ (g)	-1221.2±0.4	ANL (ref. 17)
Fe(cr)	FeF ₃ (cr)	-990.8 ±2.1	IGIC(ref. 18)
		-989.6 ±2.2	ANL (ref. 19)
Ni(cr)	NiF ₂ (cr)	-656.9 ±2.5	IHT,IGIC(ref.20)

Note a: The key to laboratory abbreviations is given in the introduction.

TABLE 2. Enthalpies of formation at 298.15 K of compounds other than binary fluorides determined in the past decade by fluorine combustion calorimetry

Compound	$\Delta_f H^\circ$, kJ/mol	Laboratory (see footnote of the Table 1), reference
UO _{2.000} (cr)	-1085.1±2.5	ANL (ref. 21)
UO _{2.023} (cr)	-1090.2±2.8	ANL (ref. 21)
K ₂ S (cr)	- 406.2±2.9	ANL (ref. 22)
CuFeS ₂ (cr)	- 173.1±8.7	ANL (ref. 23)
TmS (cr)	- 460 ± 13	LF (ref. 24)
YbS (cr)	- 427 ± 13	LF (ref. 24)
US _{1.992} (cr)	- 519.7± 8.0	ANL (ref. 25)
GeS ₂ (cr)	- 124.7± 2.6	ANL (ref. 26)
TiS ₂ (cr)	- 410.3± 2.4	ANL (ref. 27)
As ₂ S ₃ (glass)	- 69.6± 4.2	ANL (ref. 28)
As ₄ S ₄ (cr,β)	- 134.6± 6.7	ANL (ref. 28)
Sb ₂ S ₃ (cr)	- 141.8± 4.1	ANL (ref. 16)
VS _{1.043} (cr)	- 230.3± 2.2	ANL (ref. 29)
WS ₂ (cr)	- 240.8± 3.1	ANL (ref. 30)
TmSe (cr)	- 351 ± 13	LF (ref. 24)
YbSe (cr)	- 343 ± 17	LF (ref. 24)
GeSe (cr)	- 51.4± 1.5	ANL (ref. 31)
GeSe ₂ (cr)	- 102.2± 2.6	ANL (ref. 32)
MoSe ₂ (cr)	- 234.2± 3.3	ANL (ref. 33)
Mo ₆ Se ₆ (cr)	- 477.8±10	ANL (ref. 33)
WSe ₂ (cr)	- 185.3± 5.5	ANL (ref. 34)
TmTe (cr)	- 318 ± 17	LF (ref. 24)
YbTe (cr)	- 310 ± 17	LF (ref. 24)
ZrTe ₂ (cr)	- 294.1 ± 6.7	ANL (ref. 35)
MoTe ₂ (cr)	- 84.2 ± 4.6	ANL (ref. 36)
UN _{0.997} (cr)	- 290.3 ± 2.2	ANL,NERF (ref.37)
UN _{1.466} (cr,β)	- 362.9 ± 2.3	ANL,NERF (ref.37)
UN _{1.606} (cr,α)	- 382.2 ± 2.3	ANL,NERF (ref.37)
UN _{1.674} (cr,α)	- 391.5 ± 2.3	ANL,NERF (ref.37)
BN (cr,α,hex.)	- 250.6 ± 2.1	IHT (ref. 38)
BN (cr,β,cub.)	- 266.8 ± 2.2	IHT (ref. 39)
BN (cr,γ,wurz.)	- 263.2 ± 2.3	IHT (ref. 40)
MoF ₃ (cr)	- 957.3 ± 3.5	IHT,IGIC (see text)
UPd _{3.099} (cr)	- 536.7 ±30.8	ANL (ref. 41)
S ₂ N ⁺ AsF ₆ ⁻ (cr)	-1413.8 ± 1.9	ANL (ref. 42)

The use of fluorine in calorimetry has provided a direct way of measuring enthalpies of formation of the inorganic fluorides. In recent years, the data for the higher fluorides of fourteen metals and two non-metals were obtained. This information (together with the $\Delta_f H^\circ$ -values for fluorides of other elements previously determined by the same method) has created a sufficient base for determining by FBC the enthalpies of formation of different inorganic compounds. Below, the classes and number (in brackets) of the compounds are listed which have been investigated by the FBC-method in the past 12-13 years: higher fluorides (16), oxides (2), sulfides (12), selenides (7), tellurides (4), nitrides (7), lower fluorides (3), and other compounds (2). Many of these compounds are rather hard to investigate by conventional thermochemical methods. Combustion of some substances in fluorine (such as rare-earth metals, U, Fe, Ni, UO_{2.000}, K₂S, US_{1.992}, VS_{1.043}, and dense modifications of BN) was a very difficult task for investigators. Separate substances (Fe, Ni, dense modifications of BN,

UPd_{3.099}) are very fluorine-resistant; their combustion caused particular difficulties. Proper selection of the optimum conditions has ensured a high degree of combustion of these compounds. Specific problems attending the use of fluorine in calorimetry require that distortion of the experimental results be avoided due to thermal side effects. Special precautions have been taken to eliminate or to minimize these effects in each case. Some of the compounds investigated were nonstoichiometric (some chalcogenides of metals, uranium compounds). Problems of the investigation of such substances by the FBC-method and the relationship between «x» and $\Delta_f H^\circ(AB_x)$ were discussed in ref. 44. Values of the enthalpies of formation of rare-earth metal trifluorides determined by investigators at ANL are more reliable than the values of the same quantities obtained by Kim et al. (KU) (see Table 1). Their result for $\Delta_f H^\circ(\text{ErF}_3, \text{cr}, 298.15 \text{ K})$ (ref. 12) is 25 kJ/mol more positive than the ANL result. We feel that their value for ErF_3 must be too positive when one considers that the usual difference between enthalpies of formation of halides of adjacent members of the isostructural rare-earth series is less than 10 kJ/mol.

For a number of years the thermochemical group at ANL has been using the FBC-method to determine the $\Delta_f H^\circ$ -values of high-temperature and refractory materials. In recent times, these studies have tended to concentrate on chalcogenides of metals and non-metals, many of which are important in the new technologies (see Table 2). Soviet investigators at IHT and IGIC have carried out the determination of the enthalpy of formation of $\text{MoF}_3(\text{c})$ by the FBC method. This result will be published in Technical papers of the International Symposium on Calorimetry and Chemical Thermodynamics (Moscow, 23-28 June, 1991). O'Hare et al. (ref. 42) carried out for the first time the determination of the enthalpy of the formation of a quaternary compound (S_2NASF_6) by the FBC-method. The results obtained by investigators at LF have, as a rule, comparatively low accuracy.

DETERMINATION OF THE ENTHALPIES OF FORMATION OF DENSE MODIFICATIONS OF BORON NITRIDE

Three modifications of boron nitride are known: 1) α -BN with a hexagonal graphitic structure; 2) β -BN with a cubic, dense-packed structure of the sphalerite type; 3) γ -BN with a hexagonal dense-packed structure of the w \ddot{u} rzite type. Since no experimental data on enthalpies of formation of dense modifications of BN had been published previously, Leonidov et al. (IHT) attempted to use fluorine bomb calorimetry to determine these values (refs. 39, 40). It was shown that the dense modifications of BN didn't react with fluorine at normal temperature, even at rather high pressures of oxidant. Success was achieved in initiation of the studied reactions in a calorimetric bomb by adding a small amount of sulfur to the sample being burned. The degree of combustion of the β -BN and γ -BN samples in fluorine was greatly increased by compacting the samples. Special attention was given to the precise determination of free and bonded carbon impurities in the BN samples, since these impurities (in particular carbon in the form of B_4C) exert the most noticeable effect on the determined energies of fluorination of the BN samples. The procedure for precise determination of C_{free} and C_{bond} in the BN samples was based on successive removal of C and B_4C from the samples in flowing oxygen (at 1173 and 1473 K, respectively) and determining the amount of CO_2 thus formed. At the same time, a technique was developed with the help of which the α -BN and β -BN samples were completely freed from such impurities as C_{free} , C_{bond} , and B_2O_3 : after removal of carbon impurities from the samples, diboron trioxide was removed by heating the sample in vacuum at 1573 K.

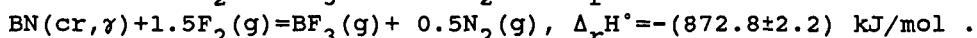
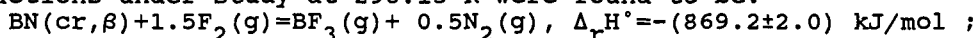
The purified β -BN contained (in mass per cent): Si, 0.03; Al, 0.09; Mg, $6 \cdot 10^{-3}$; Ca, 0.01; Fe, $2 \cdot 10^{-3}$; and O < 0.01. According to X-ray analysis, the content of α -BN in the sample was about 2.4 per cent. The sample of γ -BN contained the following impurities (in mass per cent): C_{free}, 0.14; C_{bond}, 0.15; B₂O₃, 0.1; Si, $3 \cdot 10^{-3}$; Cu, $1 \cdot 10^{-3}$; Mg, $5 \cdot 10^{-2}$; Al, $2 \cdot 10^{-3}$; Ti, $1 \cdot 10^{-2}$; Mn, $1 \cdot 10^{-3}$; Fe, $1 \cdot 10^{-2}$; α -BN < 0.05. The sample had a hexagonal crystal lattice with constants $a=0.255$ nm and $c=0.420$ nm; the density of the sample was 3.49 g/cm³.

Initial fluorine was of a high purity grade and contained (in vol. per cent): F₂, 99.6; N₂, 0.2; O₂, 0.1; and CO₂, 0.1. As an auxiliary substance, high purity grade (99.97 mass per cent) sulfur was used.

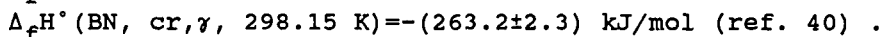
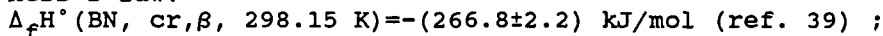
In these works (refs. 39,40) a two-compartment Monel bomb was used. The following experimental procedure was worked out. A pellet-shaped sample of boron nitride (0.15-0.20 g) was placed on a nickel disc of special construction in the bomb. An optimum amount of sulfur required for firing the sample (20-35 mg) was determined experimentally. The initial fluorine pressure was 350 kPa. This procedure made it possible to attain a high degree of combustion of the BN samples (99.0-99.8 per cent). Spectroscopic analysis of solid combustion products showed that after the experiments there was only a residue of the initial boron nitride on the nickel disc and in the case of γ -BN a small amount of NiF₂ was also detected which had been formed as a side product due to fluorination of the surface of the nickel disc. The total amounts of unburned boron nitride and NiF₂ were determined as the difference between the masses of the disc with the residue and the empty disc. The mass of nickel reacted with fluorine did not exceed 0.2 mg and was determined as the difference between the initial mass of the disc and its mass after the removal of the solid residue. The amount of boron nitride participating in the reaction was deduced from the mass of the unburned sample.

Spectroscopic analysis of the gaseous combustion products in the experiments with β -BN separated from excess fluorine revealed the presence of BF₃ and SF₆ only. Gas-chromatographic analysis of the products of fluorination of γ -BN showed that neither NF₃ nor any gaseous boron compounds (except BF₃) were present.

After application of the necessary corrections, the enthalpies of the reactions under study at 298.15 K were found to be:



On the basis of these values, the enthalpies of formation were calculated by Hess's law:

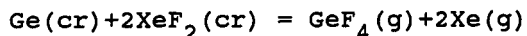


The calculated $\Delta_f H^\circ$ (298.15K) values for the different BN modifications can be used to delineate the P,T-phase diagram of boron nitride. Leonidov et al. (refs. 38,45) have calculated the temperature dependence of the Gibbs energy ($\Delta_r G_T^\circ = f(T)$) for the reaction $\text{BN}(\text{cr}, \alpha) = \text{BN}(\text{cr}, \beta)$. It has been shown that at $P=101.3$ kPa, within the temperature range from 0 to 1570 K, cubic boron nitride is the stable modification rather than graphitic BN as was assumed earlier. This fact changes traditional ideas about the polymorphism of boron nitride.

CRYSTALLINE XENON DIFLUORIDE—A NEW OXIDANT FOR CALORIMETRY

A group of Soviet investigators at IHT has developed apparatus and procedures permitting measurements (in a one-compartment bomb) of

enthalpy of fluorination reactions with the participation of crystalline xenon difluoride. It is a new variety of FBC-method. The bomb, made of Monel, contained a special device which permitted, at a given moment, contact of xenon difluoride and the substance under study, held in different containers (upper and lower Monel crucibles) before the reaction. Initially the xenon difluoride was kept in the upper crucible and the substance under study in the lower crucible. A thin platinum wire kept the upper crucible in an upright position. To initiate spontaneous reaction, the platinum wire was burned through, whereby the upper crucible toppled over, spilling the xenon difluoride into the lower crucible. The reaction studied with the help of this technique was:



yielding $-(163.2 \pm 1.3)$ kJ/mol for the enthalpy of formation of crystalline xenon difluoride (ref. 3).

For combustion of holmium (ref. 4) and dysprosium (ref. 5) in $\text{XeF}_2(\text{cr})$ a new approach was used. A cylindrical Monel vessel filled with the XeF_2 powder served as reactor. A rare-earth metal sample (in the form of a thin plate) was placed on the XeF_2 layer. An additional XeF_2 layer was spread on the metal sample surface. The method used to initiate the fluorination reactions consisted in passing an electrical current through the same metal strip being in contact with the rare-earth metal sample under study. The enthalpy of formation values, at 298.15 K, for crystalline holmium and dysprosium trifluorides calculated from these experimental results are $-(1700.4 \pm 4.2)$ kJ/mol (ref. 4) and $-(1685.7 \pm 3.6)$ kJ/mol (ref. 5), respectively.

Crystalline xenon difluoride is recommended as a new effective fluorine-containing oxidant for calorimetric investigations.

TEST SUBSTANCES FOR FLUORINE BOMB CALORIMETRY

To confirm the reliability of the data obtained and the absence of systematic errors in measurements performed by the fluorine calorimetric technique one has to use test substances. Earlier (see (refs. 1,2)) tungsten and sulfur were proposed as the first test substances for fluorine calorimetry. Tungsten can be used in either one- or two-compartment calorimetric bombs; sulfur can be used only in a two-compartment bomb. Today, we have at our disposal some other substances whose energies of combustion in fluorine have been measured rather accurately in various laboratories. As for their properties germanium and boron appear to be the best new candidates for such substances. There are three and four consistent values of the standard energies of combustion in fluorine for germanium and boron respectively (refs. 1,2). Since Ge spontaneously reacts with fluorine, it can serve as a test substance when conducting experiments in a two-compartment bomb. Boron is a suitable test substance for studying the reaction with fluorine both in one-compartment and two-compartment calorimetric bombs.

DISCUSSION

The enthalpies of formation of over 50 compounds belonging to different classes have been determined by the FBC-method in the past 12-13 years. This method has been developed to a high degree of perfection such that the accuracy of results (which in a many cases is from 0,03 to 0,2 per cent) is now comparable with that of the results obtained by the oxygen bomb calorimetric method. The extreme reactivity of fluorine makes it possible to study compounds not amenable to oxygen combustion calorimetry or any of the conventional calorimetric methods. Examples of such compounds are dense modifications of boron nitride, uranium nitrides, UPd_3 , some chalcogenides, fluorides of rare-earth metals, iron, and nickel. In many cases, when the overall uncertainties of the results are large compared with the usual uncertainties, it is

due to uncertainties in analyses performed to define the initial samples, the products of reaction under study, or the state of combination of impurities, rather than uncertainties in the calorimetric method.

It is useful to discuss further developments of fluorine combustion calorimetry. A group of Soviet investigators at IHT is going in the future to continue the determination of $\Delta_f H^\circ$ -values of lower fluorides and some variable-composition compounds, mainly borides and silicides of transitional metals, by the FBC method. This method is useful especially for the investigation of such compounds because one of the products of the fluorination reactions is a gaseous substance (boron trifluoride or silicon tetrafluoride). In the U.S.A., the thermochemical investigations of chalcogenides of metals and non-metals having many technical applications will be continued. There is the programme of the determination of the enthalpies of formation of some vitreous chalcogenides begun recently at the National Institute of Standards and Technology (U.S.A.). The FBC-method will be used for this purpose. It is expected that the new data obtained will provide bench-mark information for the study of the amorphous state and for characterization of the interatomic forces which have been postulated to govern the enthalpy changes associated with vitreous-to-crystal transitions. It is proposed also to use the FBC-method for the determination of the enthalpies of formation of compounds of more than three elements.

REFERENCES

1. W.N. Hubbard, G.K. Johnson and V.Ya. Leonidov, chapter 12 in Experimental Chemical Thermodynamics, vol. 1. Combustion Calorimetry. S. Sunner and M. Mansson: editors. Pergamon: Oxford (1979).
2. V.Ya. Leonidov and V.A. Medvedev. Fluorine Calorimetry, Nauka: Moscow (1978).
3. V.Ya. Leonidov, I.V. Timofeev, and Yu.M. Kiselyov, Dokl. Akad. Nauk SSSR 248, 1375-1378 (1979).
4. V.Ya. Leonidov, I.V. Timofeev, and Yu.M. Kiselyov, Dokl. Akad. Nauk SSSR 274, 365-368 (1984).
5. V.Ya. Leonidov, I.V. Timofeev, and N.N. Aleinikov, Dokl. Akad. Nauk SSSR 287, 376-379 (1986).
6. G.K. Johnson, R.G. Pennell, K.-Y. Kim, and W.N. Hubbard, J. Chem. Thermodynamics 12, 125-136 (1980).
7. Y.-C. Kim and J. Oishi, J. Chem. Thermodynamics 12, 407-413 (1980).
8. Y.-C. Kim, J. Oishi, and S.-H. Kang, J. Chem. Thermodynamics 9, 973-977 (1977).
9. Y.-C. Kim, J. Oishi, and S.-H. Kang, J. Chem. Thermodynamics 10, 975-981 (1978).
10. Y.-C. Kim and J. Oishi, Memoirs of the Faculty of Engineering, Kyoto University, 42 part 1, 13-34 (1980).
11. Y.-C. Kim, M. Misumi, H. Yano, and J. Oishi, J. Chem. Thermodynamics 11, 657-662 (1979).
12. Y.-C. Kim, M. Misumi, and J. Oishi, J. Chem. Thermodynamics 11, 429-434 (1979).
13. Y.-C. Kim, M. Kanazawa, and J. Oishi, J. Chem. Thermodynamics 12, 811-816 (1980).
14. G.K. Johnson, J. Chem. Thermodynamics 11, 483-490 (1979).
15. G.K. Johnson, J. Chem. Thermodynamics 18, 801-802 (1986).
16. G.K. Johnson, G.N. Papatheodorou, and C.E. Johnson, J. Chem. Thermodynamics 13, 745-754 (1981).
17. P.A.G. O'Hare, J. Chem. Thermodynamics 17, 349-354 (1985).

18. V.S. Pervov, A.G. Muravina, and S.A. Ryabov, Dokl. Akad. Nauk SSSR 257, 405-408 (1981).
19. G.K. Johnson, J. Chem. Thermodynamics 13, 465-469 (1981).
20. V.S. Pervov, V. Ya. Leonidov, and A.G. Muravina, Dokl. Akad. Nauk SSSR 233, 915-917 (1977).
21. G.K. Johnson and W.V. Steele, J. Chem. Thermodynamics 13, 717-723 (1981).
22. G.K. Johnson and W.V. Steele, J. Chem. Thermodynamics 13, 985-990 (1981).
23. G.K. Johnson and W.V. Steele, J. Chem. Thermodynamics 13, 991-997 (1981).
24. H. Spychiger, E. Kaldis, and B. Fritzler, Revue de Chimie Minerale 23, 634-646 (1986).
25. J.L. Settle and P.A.G. O'Hare, J. Chem. Thermodynamics 16, 1175-1180 (1984).
26. W.T. Murray and P.A.G. O'Hare, J. Chem. Thermodynamics 16, 335-341 (1984).
27. P.A.G. O'Hare and G.K. Johnson, J. Chem. Thermodynamics 18, 189-199 (1986).
28. G.K. Johnson, G.N. Papatheodorou, and C.E. Johnson, J. Chem. Thermodynamics 12, 545-557 (1980).
29. B.M. Lewis, P.A.G. O'Hare, P. Mukdeepuram, and J.G. Edwards, J. Chem. Thermodynamics 19, 1325-1331 (1987).
30. P.A.G. O'Hare, W.N. Hubbard, G.K. Johnson, and H.E. Flotow, J. Chem. Thermodynamics 16, 45-59 (1984).
31. P.A.G. O'Hare, S. Susman, and K.J. Volin, J. Chem. Thermodynamics 21, 827-836 (1989).
32. P.A.G. O'Hare, J. Chem. Thermodynamics 18, 555-562 (1986).
33. P.A.G. O'Hare, I.R. Tasker, and J.M. Tarascon, J. Chem. Thermodynamics 19, 61-68 (1987).
34. P.A.G. O'Hare, B.M. Lewis, and B.A. Parkinson, J. Chem. Thermodynamics 20, 681-691 (1988).
35. G.K. Johnson, W.T. Murray, E.H. Van Deventer and H.E. Flotow, J. Chem. Thermodynamics 17, 751-760 (1985).
36. P.A.G. O'Hare and G.A. Hope, J. Chem. Thermodynamics 21, 701-707 (1989).
37. G.K. Johnson and E.H.P. Cordfunke, J. Chem. Thermodynamics 13, 273-282 (1981).
38. V. Ya. Leonidov and I.V. Timofeev, Zh. Neorg. Khim. 34, 2701-2704 (1989).
39. V. Ya. Leonidov, I.V. Timofeev, V.L. Solozhenko, and I.V. Rodionov, Zh. Fiz. Khim. 61, 2851-2852 (1987).
40. V. Ya. Leonidov, I.V. Timofeev, V.B. Lazarev, and A.V. Bochko, Zh. Neorg. Khim. 33, 1597-1600 (1988).
41. G. Wijbenga, J. Chem. Thermodynamics 14, 483-493 (1982).
42. P.A.G. O'Hare, E.G. Awere, S. Parsons, and J. Passmore, J. Chem. Thermodynamics 21, 153-158 (1989).
43. P.A.G. O'Hare, G.K. Johnson, E.H.P. Cordfunke, G. Wijbenga, and G.B. Halstead, 6th International Conference on Thermodynamics. Merseburg, G.D.R., Aug. 26-29, 1980. Abstracts of Poster Papers, 22 (1980).
44. V. Ya. Leonidov and V.A. Medvedev, 6th International Conference on Thermodynamics. Merseburg, G.D.R. Aug. 26-29, 1980. Extended Abstracts of the Main Lectures, 3-5 (1980).
45. V.L. Solozhenko and V. Ya. Leonidov, Zh. Fiz. Khim. 62, 3145-3146 (1988).